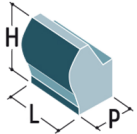






DATI TECNICI / TECHNICAL DATA / TECHNISCHE DATEN / DONNEES TECHNIQUES

MOD.										Resa frigo Refrigeration power Kühlschrank Ausbeute Rendement frigo	Tensione Supply Spannung Tension	Potenza assorbita Electrical power output Absorbierte Leistung Puissance absorbée	N. Classe climatica No. Climate class N. Classe climatica No. Climate class
	L	P	H		L	P	H						
GIOIA CS 110	112	106	122 138	188 224	127	121	156 156	238 248	+40 / +60	-	230/50+	0.6	-
GIOIA CS 160	162	106	122 138	253 275	178	121	156 156	293 315	+40 / +60	-	230/50+	1.2	-
GIOIA CS 200	214	106	122 138	305 320	228	121	156 156	395 405	+40 / +60	-	230/50+	1.8	-