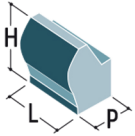






DATI TECNICI / TECHNICAL DATA / TECHNISCHE DATEN / DONNEES TECHNIQUES

MOD.										Resa frigo Refrigeration power Kühlschrank Ausbeute Rendement frigo	Tensione Supply Spannung Tension	Potenza assorbita Electrical power output Absorbierte leistung Puissance absorbée	N. Classe climatica No. Climate class N. Classe climatica No. Climate class
	L	P	H		L	P	H						
POWER BM 100	110	112	138	203	122	127	156	243	+40 / +90	-	230/50+	1.5	-
POWER BM 160	160	112	138	273	172	127	156	318	+40 / +90	-	230/50+	2.4	-
POWER BM 200	214	112	138	325	226	127	156	395	+40 / +90	-	230/50+	3	-