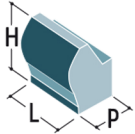






DATI TECNICI / TECHNICAL DATA / TECHNISCHE DATEN / DONNEES TECHNIQUES

MOD.										Resa frigo Refrigeration power Kühlschrank Ausbeute Rendement frigo	Tensione Supply Spannung Tension	Potenza assorbita Electrical power output Absorbierte leistung Puissance absorbée	N. Classe climatica No. Climate class N. Classe climatica No. Climate class
	L	P	H		L	P	H						
TWIST BM 110	112	106	139	203	127	121	156	243	+40 / +90	-	230/50+	1.5	-
TWIST BM 160	162	106	139	280	178	121	156	320	+40 / +90	-	230/50+	2.4	-
TWIST BM 200	214	106	139	325	228	121	156	395	+40 / +90	-	230/50+	3	-